



GROUPME INSTRUCTIONS

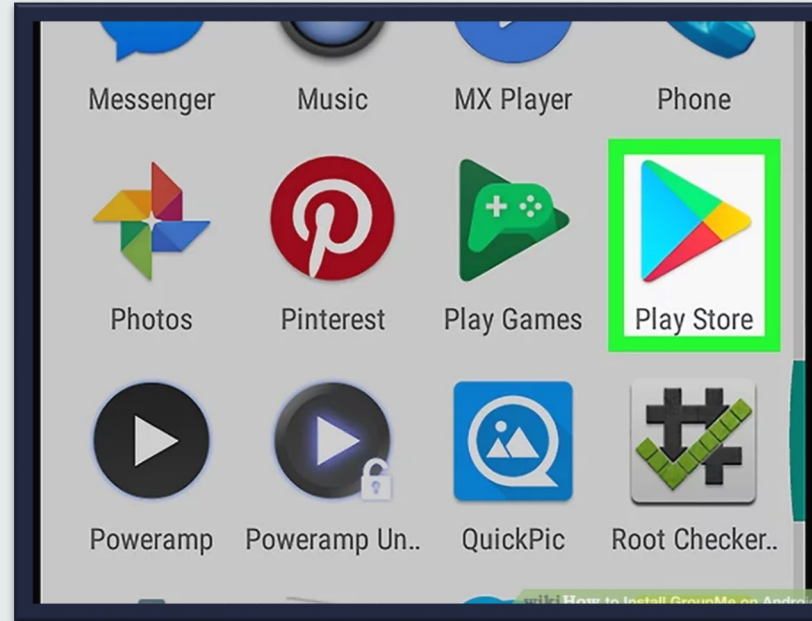
NAR LEGISLATIVE MEETINGS
MARYLAND
MAY 2022

GroupMe Instructions


- To Login or Create an Account Download the **App. Group Me** which is available for Apple, Android and Windows Phone Device.
- Next you will need to set up your profile. Enter the name that you will use during GroupMe communications. Enter a mobile phone number. GroupMe will text a PIN number to the mobile phone. Press Start Chatting.
- GroupMe groups are closed groups. This means that you cannot voluntarily join a group. You must have an existing group member send you an invitation.
- Click on link to join MetroTex 2022 Group Chat - https://groupme.com/join_group/86714826/ZzzNrMji
- If you wish to join this is optional, but solely if you want to be able to share information or an event

Installing the GroupMe App – Step 1

Open the App Store on your Android, iPhone or iPad. Find/search and tap the Image titled **GroupMe**.



Android

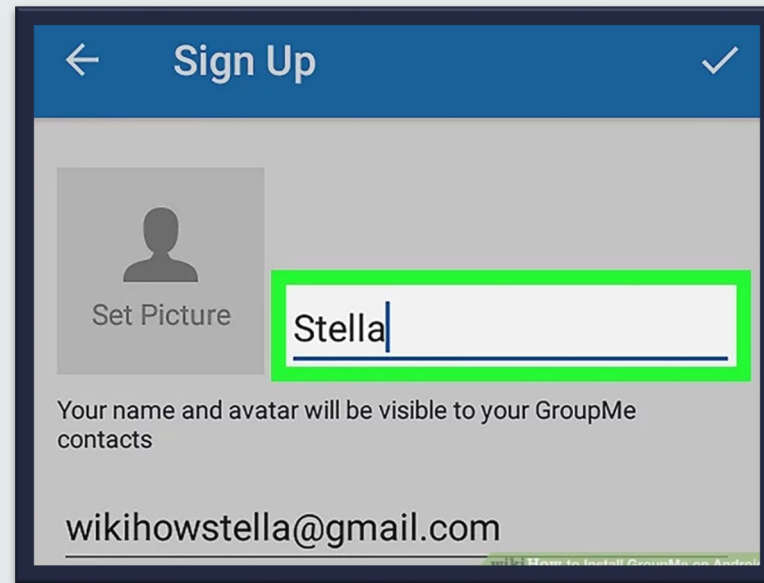


iPhone or iPad

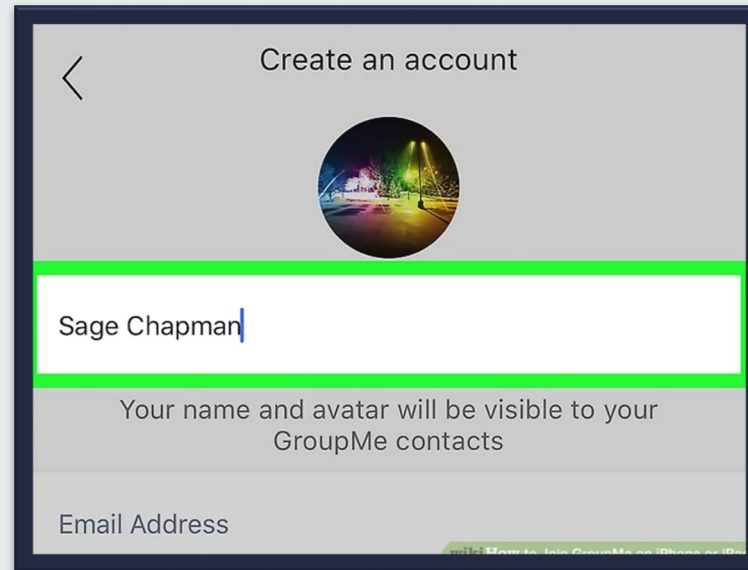
Create an account - Step 2

Tap the Sign up button at the bottom. This button is at the bottom of your screen. It will open your sign-up options. Tap the Enter your email address field at the bottom of the login screen, and enter the email you want to sign up with. This will be your display name, and all of your friends will see you by this name in your group chats.

Alternatively, you can sign up with a social media account by tapping one of the Google, Facebook, or Microsoft icons. This will automatically import your email address and personal info from your social media account.



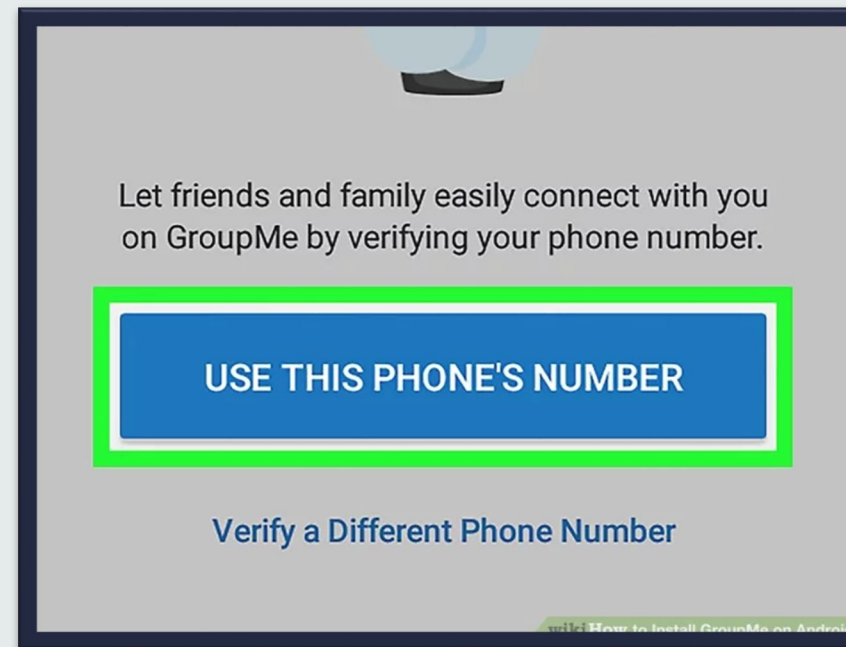
Android



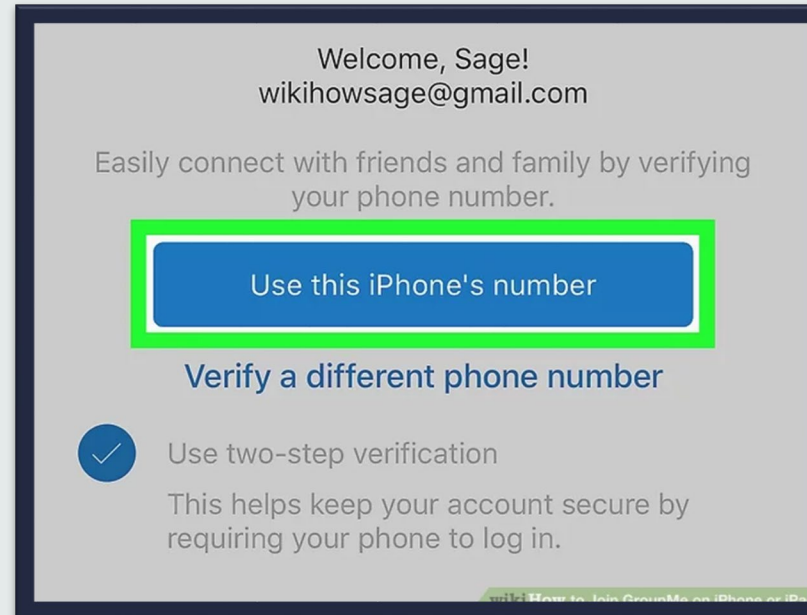
iPhone or iPad

Verify your phone number – Step 3

Enter a mobile phone number. **GroupMe** will text a PIN number to the mobile phone.



Android



iPhone or iPad

Join group -Step 4

Joining a group
with Request to
join enabled:

You will be added to
the group **NAR 2022
Legislative
Meetings** chat
when the
administrator
approves you.

